

EFFECTIVE

Important points for assembly

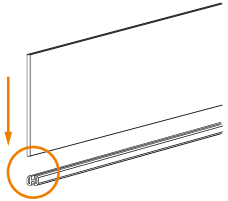


'EFFECTIVE'
WPC privacy shield

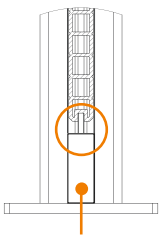
Height ca. 180 cm
Width ca. 174 cm

Surface set with
WPC slats
and lower strip of zinc-plated steel

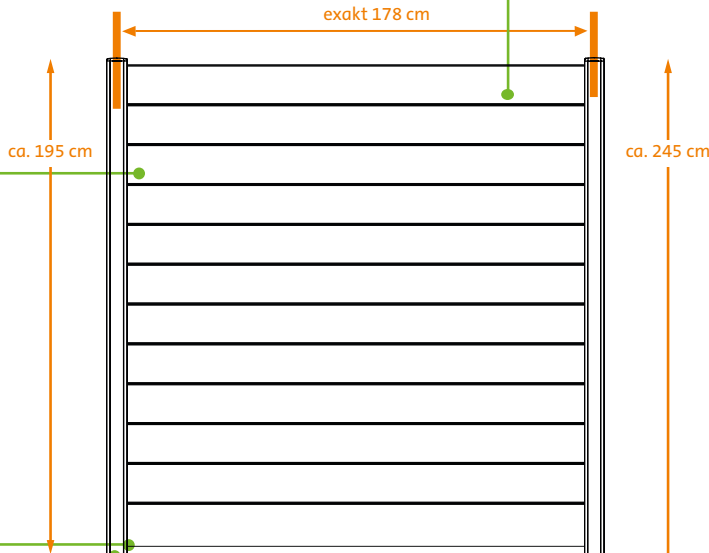
Window modules



Lower strip
of zinc-plated steel

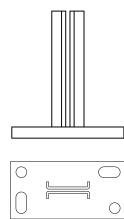
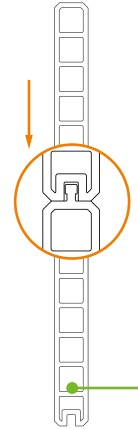


Cut a piece of cover profile (within the delivery scope with 15 cm) with the desired gap to the ground and push it from the top into the post.




WPC-Lamellen

- Slot and key joint
- the groove is always upwards
- border profile without a groove

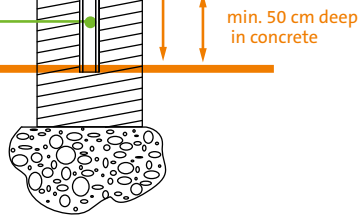


Screwed on post
Height ca. 195 cm
made of aluminium
and cap

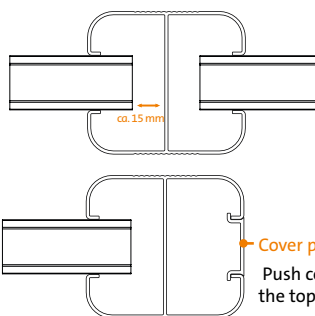
Ground anchor
Stand of zinc-plated steel
16 x 8 x 40 cm



Post to embed with concrete
Height ca. 245 cm
made of aluminium
and cap

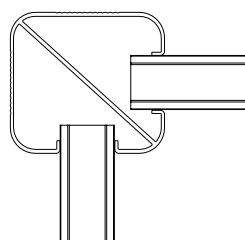


Base post Effective

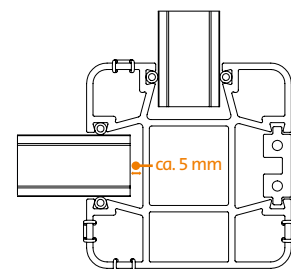


Cover profile
Push cover profile from the top into the post

Corner post Effective



Corner formation
with corner post Felxible



Cover profile
Push cover profile from the top into the post

A complete set-up regulation can be found on the Internet under www.naturinform.com



MADE in GERMANY

This brochure was carefully assembled for you and is constantly being further developed. Current and valid versions are at www.naturinform.com. Printed colours may vary. Status: March 1st, 2021

NATUR inFORM

NATURinFORM GmbH
Flurstraße 7
D-96257 Redwitz a. d. Rodach
Tel +49 (0) 9574 65473-0
Fax +49 (0) 9574 65473-20
info@naturinform.com
www.naturinform.com

